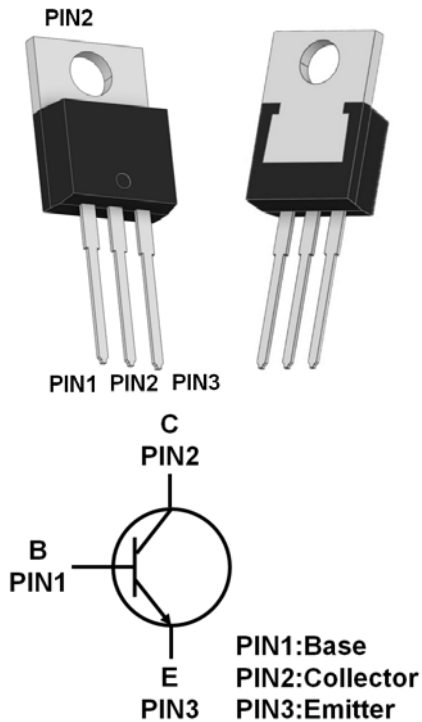


NPN Silicon Power Transistors



Features

- Epoxy Meets UL 94 V-0 Flammability Rating
- Halogen Free

Applications

- Complement to TIP42C
- High switching speed

Mechanical Data

- Package: TO-220AB
- Terminals: Tin plated leads, solderable per J-STD-002 and JESD22-B102
- Unit Weight: 1.9g

■ Maximum Ratings (Ta=25°C unless otherwise noted)

| Item | Symbol | Unit | Value |
|---|------------|------|-------------|
| Device marking code | | | TIP41C |
| Collector-base voltage | V_{CBO} | V | 100 |
| Collector-emitter voltage | V_{CEO} | V | 100 |
| Emitter-base voltage | V_{EBO} | V | 5 |
| Collector current | I_C | A | 6 |
| Power dissipation | P_D | W | 2 |
| Thermal resistance, junction-to-ambient (Note1) | R_{thJA} | °C/W | 62.5 |
| Junction temperature | T_j | °C | -55 to +150 |
| Storage temperature | T_{STG} | °C | -55 to +150 |

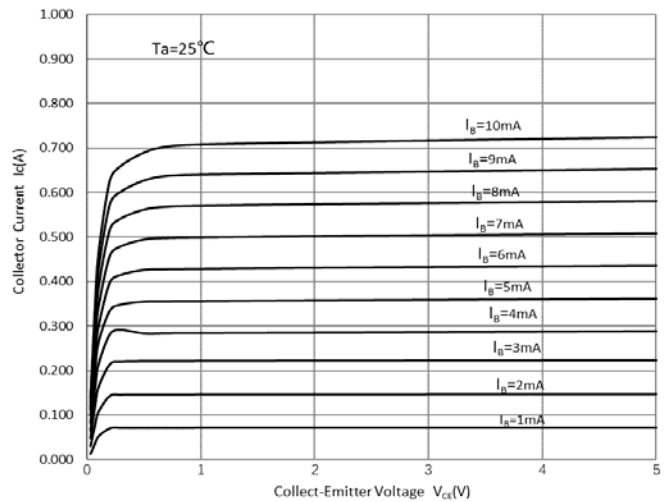
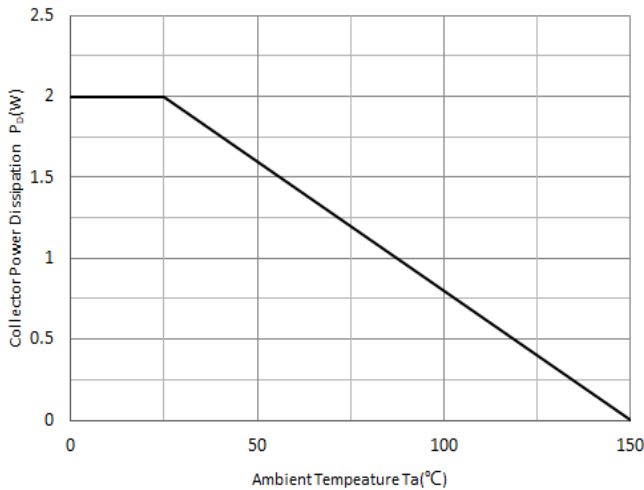
Note1: Device mounted on PCB with minimum recommended pad layout and additional heat sink (25mm x 23mm x 15mm) attached.



■ Electrical Characteristics (Ta=25°C unless otherwise noted)

| Item | Symbol | Unit | Conditions | Min | Typ | Max |
|--------------------------------------|---------------|------|------------------------------------|-----|-----|-----|
| Collector-base breakdown voltage | $V_{(BR)CBO}$ | V | $I_C = 100\mu A, I_E = 0$ | 100 | | |
| Collector-emitter breakdown voltage | $V_{(BR)CEO}$ | V | $I_C = 30mA, I_B = 0$ | 100 | | |
| Emitter-base breakdown voltage | $V_{(BR)EBO}$ | V | $I_E = 1mA, I_C = 0$ | 5 | | |
| Collector-base cut-off current | I_{CBO} | mA | $V_{CB} = 100V$ | | | 0.1 |
| Collector cutoff current | I_{CEO} | mA | $V_{CE} = 60V$ | | | 0.7 |
| Emitter-base cut-off current | I_{EBO} | mA | $V_{EB} = 5V$ | | | 1 |
| DC current gain | h_{FE} | | $V_{CE} = 4V, I_C = 0.3A$ | 30 | | |
| | | | $V_{CE} = 4V, I_C = 3A$ | 15 | | 75 |
| Collector-emitter saturation voltage | $V_{CE(sat)}$ | V | $I_C = 6A, I_B = 0.6A$ | | | 1.5 |
| Base-Emitter Voltage | V_{BE} | V | $V_{CE} = 4V, I_C = 3A$ | | | 2.0 |
| Collector-base output capacitance | C_{ob} | pF | $V_{CB} = 10V, I_E = 0A, f = 1MHz$ | | 96 | |

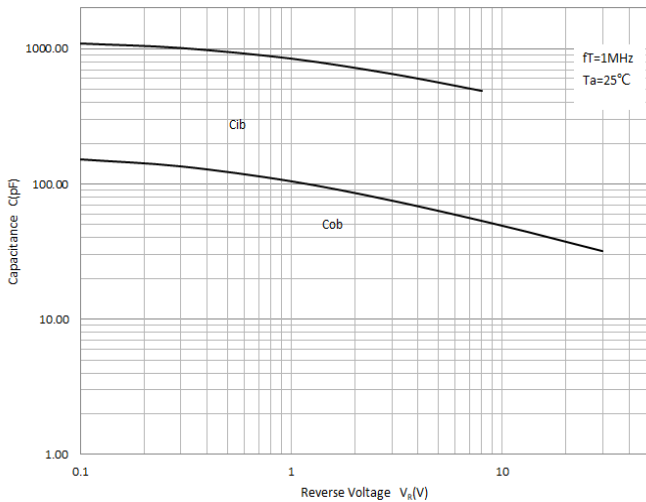
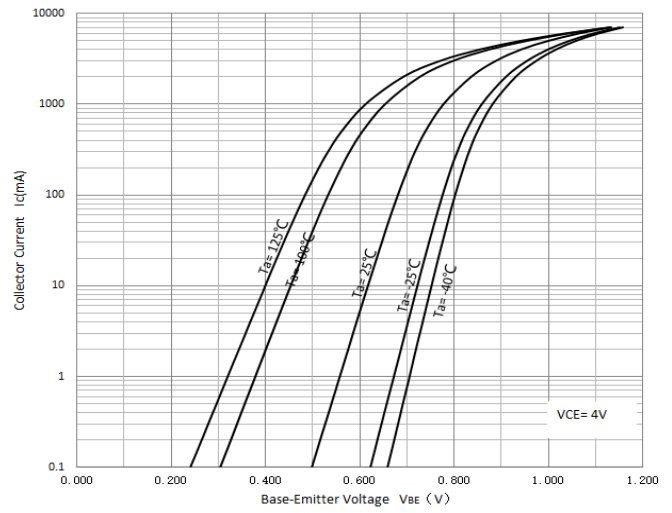
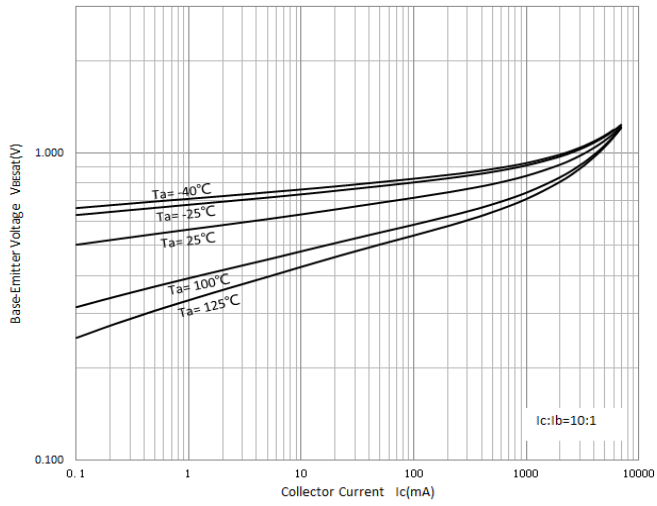
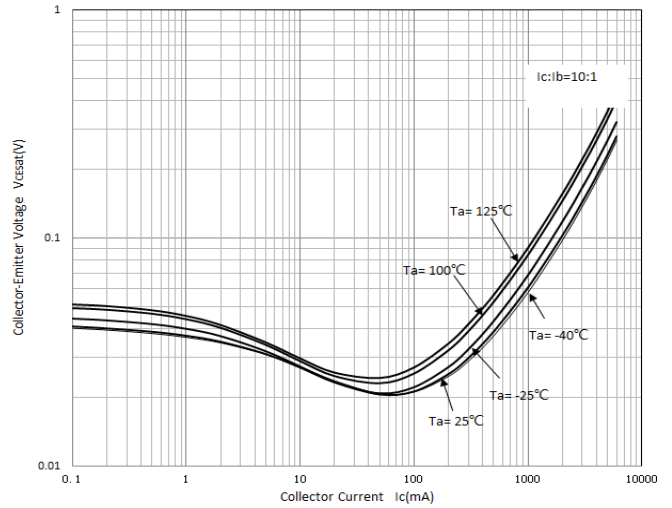
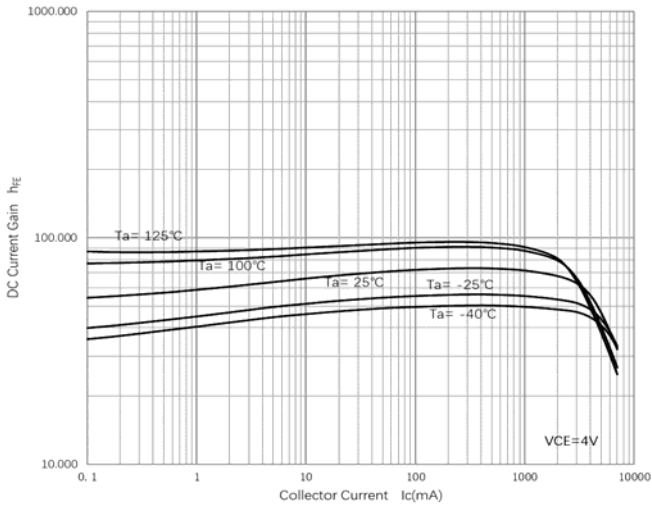
■ Characteristics(Typical)





TIP41C

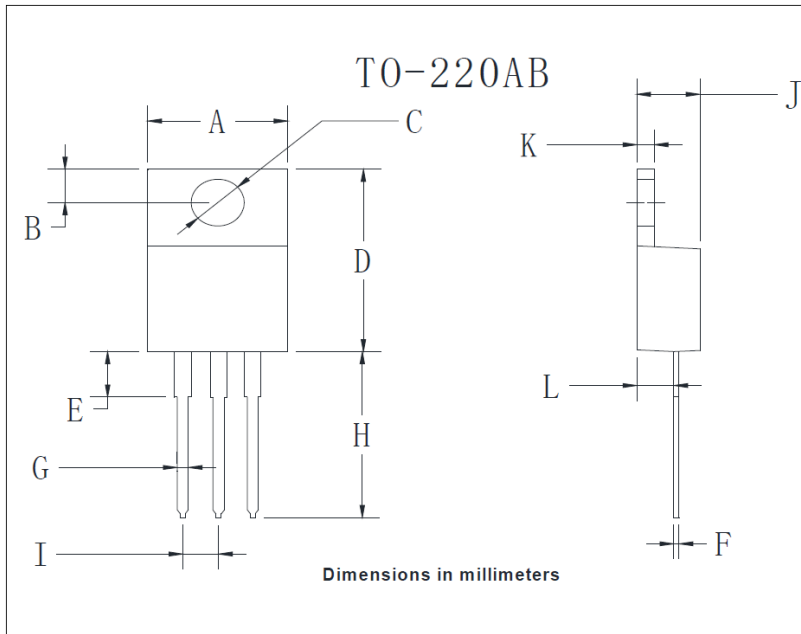
RoHS
COMPLIANT



■ Ordering Information (Example)

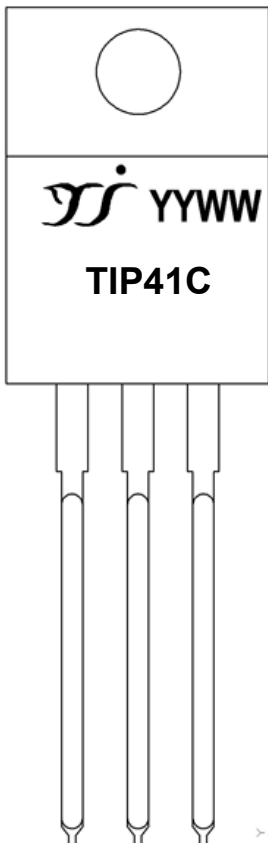
| PREFERED P/N | PACKING CODE | MINIMUM PACKAGE(pcs) | INNER BOX QUANTITY(pcs) | OUTER CARTON QUANTITY(pcs) | DELIVERY MODE |
|--------------|--------------|----------------------|-------------------------|----------------------------|---------------|
| TIP41C | B1 | 50/Tube | 1000 | 2000 | Tube |

■ TO-220AB Package information



| TO-220AB | | |
|----------|-------|-------|
| Dim | Min | Max |
| A | 9.95 | 10.35 |
| B | 2.55 | 2.95 |
| C | 3.8 | 4.0 |
| D | 14.95 | 15.25 |
| E | 3.75 | 4.25 |
| F | 0.26 | 0.5 |
| G | 0.68 | 0.94 |
| H | 13.4 | 13.9 |
| I | 2.35 | 2.65 |
| J | 4.38 | 4.78 |
| K | 1.14 | 1.4 |
| L | 2.37 | 2.79 |

■ Marking code



YangJie LOGO
 YYWW: YY, years; WW, week.
 For example, 24 represents 2024; 01 represents the first week of this year.
 TIP41C: Product model.



Disclaimer

The information presented in this document is for reference only. Yangzhou Yangjie Electronic Technology Co., Ltd. reserves the right to make changes without notice for the specification of the products displayed herein to improve reliability, function or design or otherwise.

The product listed herein is designed to be used with automotive electronics, are not designed for use in medical, life-saving, lifesustaining, or military, Yangjie or anyone on its behalf, assumes no responsibility or liability for any damages resulting from such improper use of sale.

This publication supersedes & replaces all information previously supplied. For additional information, please visit our website [http:// www.21yangjie.com](http://www.21yangjie.com) , or consult your nearest Yangjie's sales office for further assistance.